



Final Portfolio

By Steven Goodwin III

Computer Graphics II-ARTC_251-M02



Table of Contents

- 01: Herbert Bayer: Boxes
- 02: Bauhaus Movement: Deconstruction + AI Build
- 03: NYC X Design Org Festival Merchandising
- 04: Elaine Lustig Cohen: Typography Book Cover, Poster or Abstraction
- 05: Retro VW Bug Advert
- 06: Saul Bass: Animated GIF Title Sequence
- 07: Corita Kent: Working with Typography+Messaging
- 08: Armin Hoffman: Opera, Design or Art Museum Poster or Advert
- 09: Betye Saar: Art+Society| Window, Symbolic Self Portrait
- 10: Shigeo Fukuda: Iconography, Juxtaposition & Visual Illusion
- 11: Herbert Matter: Photo-Montage+Photography
- 12: Paul Rand: Form, Color+Typography
- 13: Found Design Research

Herbert Bayer: Boxes

A collection of boxes that are meant to represent

Themes. In this case, I made it about how people deal

With the subject of death. (Top left: Confusion,


Top Middle: Chaos, Top Right: Acceptance,

Middle Left: Grief, Middle: Loneliness,

Middle Right: Community Isolation,

Bottom Left: Depression, Bottom Middle: Self Isolation,

Bottom Right: Mixing in Bad Crowds)




Bauhaus Movement: Deconstruction+AI Build

A poster that I created that embraces the style and teachings of the Bauhaus.

I added some colors and out of the ordinary shapes to emphasize that Bauhaus style.

A highlight has got to be the indeterminate shapes I created solely for the purpose of being weird and out of place.



NYC X Design Org Festival Merchandising

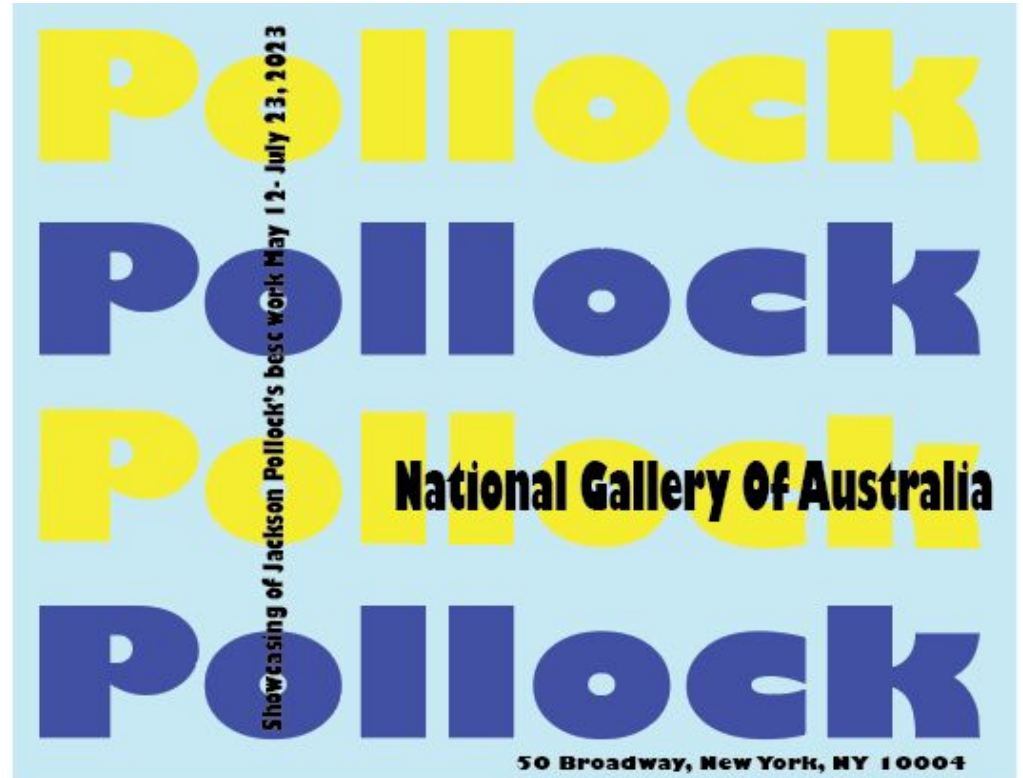
An intriguing concept for an otherwise basic source material. I wanted to incorporate the life cycle of a plant from seed to withered, and I believed that I have captured the essence of it well.

The simplicity of the concept is what aided in its simple execution



Elaine Lustig Cohen: Typography Book Cover, Poster or Abstraction

In this piece I created a poster in Cohen's style. She would incorporate words that would overlap each other, which would sound messy, but the execution would be immaculate. I aimed to perform something similar and to introduce to the world to a marvelous museum that must be visited by all means necessary.



Retro VW Bug Advert

"The Future Awaits" experience a new vehicle like never before. At least, that is what the plan is. This retro assignment was all about emphasizing the old style of advertising. I decided to add a twist by including a more modern engine to showcase in this "retro" advert. A proposed car to be eco friendly, and hasn't had a firm public release as of now, certainly a unique "retro" vehicle to spotlight indeed.



The Future Awaits


Our brand New electric Volkswagon ID Buzz, set to be distributed to the world in 2024. This vehicle is not only efficient, but is also eco-friendly. Prepare for a brand new Volkswagon experience. with a familiar Volkswagon shape



March 5. 2023

Saul Bass: Animated GIF Title Sequence

An amazingly crafted piece that is purely original. A title sequence that SCREAMS horror aesthetic. I wanted to create a title sequence that resembles old horror movies and horror spoofs that use title similar to this. I felt that using the moon and the stars was a simple yet perfect way to include ambience, while the blood throughout the GIF encaptures that horrifying trope used in movies of this style.




Corita Kent: Working with Typography+Messaging

"Nature is not a place to visit, it is Home"-Gary Snyder.

This quote perfectly sums up my vision with this piece.

A lone pigeon covered in tar as pollution gets worse in some places. I had done some research and discovered that Corita Kent also drew animals including small birds, so i used that inspiration to my advantage and told a story that is relevant, simplistic, and impactful.



Armin Hoffman: Opera, Design or Art Museum or Advert

A piece that is meant to represent the advertisements that Armin Hoffman was partially known for. In all fairness, I did not manage to capture his exact likeness perfectly. Not my proudest piece that I have created, but when there is good, there must also be bad, and this will allow me as an artist to grow and become better.



Betye Saar: Art+Society|Window, Symbolic Self Portrait

A symbolic self-portrait that captures the very essence of me. I include my appreciation of nature, a pencil that capture my inner artist. And crazy shapes that represents my wild, and always active mind.



Shigeo Fukuda: Iconography, Juxtaposition & Visual Illusion

This piece is inspired by Fukuda's methods to use abstract objects and turn them into a firm concept.

In this case, I just used black hands to make a tree.


Another simple idea that was executed marvelously.

I also guess you can find symbolism in the case that all of the hands make up the population that is more than willing to take care of this planet.



Herbert Matter: Photo-Montage+Photography

Inspired by the photography posters of Herbert Matter, I decided to create a serene poster for the Serengeti National Park. It is an amazing park that I yearn to visit one day. I also chose to write all of the words in Swahili which means , "Serengeti Park, come and love nature (Serengeti National Park is a World Heritage Site teeming with wildlife: over 2 million ungulates, 4000 lions, 1000 leopard, 550 cheetahs and some 500 birds.)"



Paul Rand: Form, Color+Typography

Based on Paul Rand's drawings, I created a beautiful piece, the one I am proudest of. It simply depicts an asian elephant in the jungle. The best part was that my creativeness was able to come out in the best way possible. It was simply meant to have color on its extremities such as the tusks, feet. Trunk, and ears, but what I ended up doing was even better. I added flowers , bushes, and many weird yellow swirls and shapes that, upon further examination, may represent the majesty of buddhism.



Found Design Research

The Amazing Style of Nicolas Marlet



The Beginning



Nicolas Marlet, aka, Nico Marlet, is a well known character designer and animator. He was born in France and graduated from Gobelins School L'Image in Paris. He had moved to California in the 60's to officially begin his animation career.



His first notable works started as an animator for the DuckTales Movie, Talespin, We're Back: A Dinosaur's Story, Balto and etc.

Big Breakout



With all of his experience with animation and character designing, his talents would be rewarded well when he was accepted into a character design position for Dreamworks. Since then he was requested to work on movies such as the Prince of Egypt, The Road to El Dorado, Sinbad, Madagascar, Over the Hedge and etc.



It wasn't until the Kung Fu Panda and How To Train Your Dragon franchises that Nico Marlet became a household name at Dreamworks. Due to his time at Dreamworks he was awarded 5 awards for best character design. These awards were for his work on Kung Fu Panda, Kung Fu Panda: Secrets of the Furious Five short film, How To Train Your Dragon, Over the Hedge, and Abominable.



A fun little presentation about an artist I found.



Thank You for Listening

Thanks for Viewing