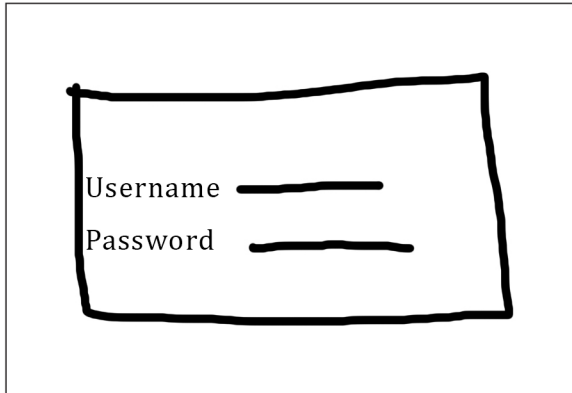





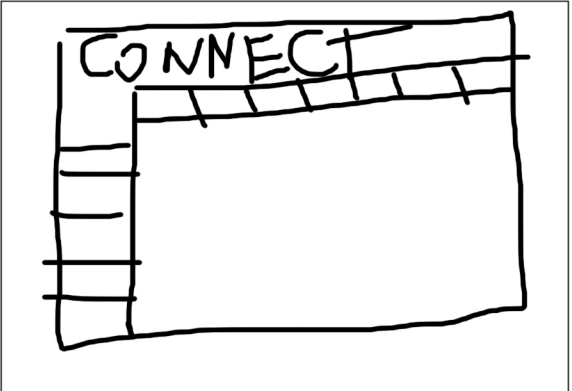
Calls the school to get the password for NYIT connect
Note it down
Ask for a detailed explanation how to activate account



Sit at the computer
Follow the instructions you wrote down
activate the account
change the password later




Go into nyit portal
look carefully for nyit connect
hard to find, a lot of icons
very clustered



Find schedule planner
Add classes to cart and generate schedules
Add to shopping cart



Confirm classes
make sure there are no overlaps
Double check everything



Make sure everything is approved
no error messages
successfully registered